


Lockline OverloadProtection OP

For locking gas struts HY3 and HY4



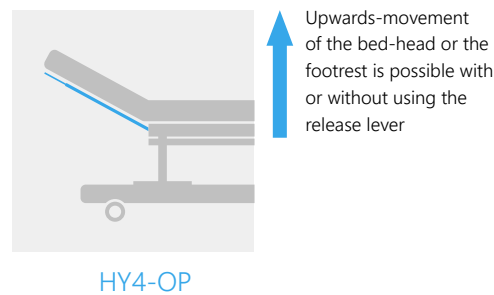
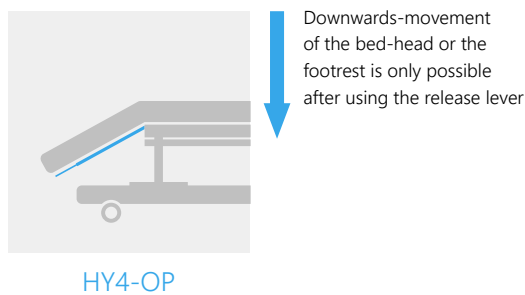
Lockline gas struts from SUSPA assure the locking of any type of kinematic systems in exactly the right position and ensure a comfortable and even adjustment of your application.

The **special function OverloadProtection OP** for the lockable gas struts HY3 and HY4 is used for the safe adjustment of the application in the extension direction without release. Thus, for example, massage couches, armrests and footrests can be adjusted comfortably and intuitively with one hand:

SUSPA GmbH
Industriestr. 12-14
90518 Altdorf
Germany

Phone +49 9187 930 355
Fax +49 9187 930 311

infoindustry@de.suspa.com
www.suspa.com



Warning: The gas strut must not be released when the application is under heavy load.

Operating mode

Upon exceeding a defined force in the extension direction, a valve opens and an adjustment in the extension direction is possible without using the release lever. Until this limited force is reached, the gas strut locks on extension as well as on compression load according to the selected types HY3 or HY4.

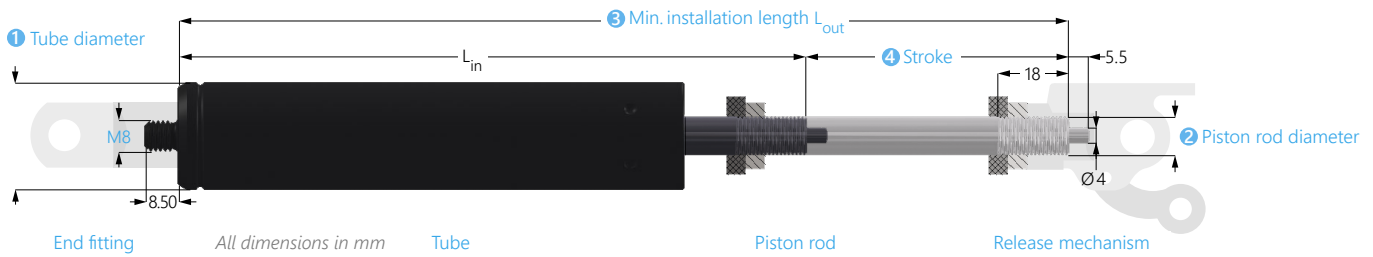
Advantages

- Adjustment in extension direction without using the release lever
- Infinitely lockable
- Intuitive adjustment
- Long lifetime
- Installation independent on position in case of HY3
- Enables use with one hand

With more than 2,000 employees round the world, SUSPA produces gas struts, hydraulic dampers, adjustment systems and crash and safety systems for various branches from the furniture industry to the automotive industry.

www.suspa.com

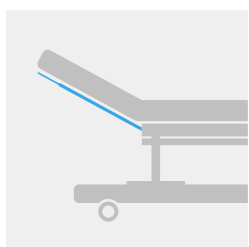
Specification of lockable gas struts HY3 and HY4




Specification	HY3	HY4
Release pin	on piston rod side	
In compression direction: rigid until [N] / max. load [N]	5.8x F_1 /10,000	10,000
In extension direction: rigid until [N] / max. load [N]	$\approx 0.5 \times F_1$	
① Tube diameter [mm]	28	
② Piston rod diameter [mm]	10	
③ Min. installation length excluding eyelet [mm]	2.4 x stroke + 81	2.6 x stroke + 90
④ Stroke C [mm]	10 - 450	10 - 300
End fittings and release mechanisms	See product catalogue Lockline	
Extension force F_1 [N]	200 - 1,000 N	
Progression ratio [F_2/F_1]	< 1.4	< 1.5
Release force [N]	0.25 x F_1	
Release travel	short release travel	
Recommended installation position	any	Piston rod pointing downwards
Operating temperature	-20 °C to +60 °C (-4 °F to 140 °F)	
Storage temperature	-20 °C to +80 °C (-4 °F to 176 °F)	

All established lockable gas struts HY3 and HY4 can be equipped with the OverLoadProtection function.


Applications



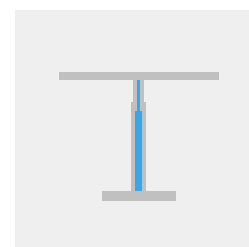
Massage couch



Footrest



Armrest



Tables